



AGENDA

LIBERTY CITY COUNCIL

Special Called Session, Public Hearing, Work Session, Special Called Session

June 4th, 2024, at 5:30 pm

Rosewood Center

419 E Main St. Liberty, SC 29657

Special Called Session @5:30pm

Welcome and call to order, Mayor Romo Woods

Invocation

Pledge

Executive Session:

SECTION 30-4-70 (1) Discussion of employment, appointment, compensation, promotion, demotion, discipline, or release of an employee, a student, or a person regulated by a public body or the appointment of a person to a public body; however, if an adversary hearing involving the employee or client is held, the employee or client has the right to demand that the hearing be conducted publicly. Nothing contained in this item shall prevent the public body, in its discretion, from deleting the names of the other employees or clients whose records are submitted for use at the hearing.

-Personnel Update

Motion to Enter Executive Session

Motion to Exit Executive Session

***City Council may or may not take action on any or all of the matters discussed in the Executive Session.**

Adjournment

Public Hearing at 6 pm regarding the 2024-2025 City of Liberty Operating Budget

Work Session starts promptly at 6:30 pm.

-2024-2025 Budget Discussion

Immediately following the Work Session, Special Called Session



Call to order, Mayor Romo Woods

New Business:

-1st reading of 2024-2025 City of Liberty Operating Budget

Executive Session:

SECTION 30-4-70 (5) Discussion of matters relating to the proposed location, expansion, or the provision of services encouraging location or expansion of industries or other businesses in the area served by the public body.

-Retail Strategies

Motion to Enter Executive Session

Motion to Exit Executive Session

***City Council may or may not take action on any or all of the matters discussed in the Executive Session.**

Adjournment

*STATE OF SOUTH CAROLINA}
COUNTY OF PICKENS}
CITY OF LIBERTY}

ORDINANCE NO. 2024-xx

**AN ORDINANCE
TO PROVIDE FOR THE ADOPTION OF A CITY OPERATING BUDGET,
ITS EXECUTION AND EFFECT, FOR THE FISCAL PERIOD
JULY 1, 2024, THROUGH JUNE 30, 2025**

BE IT ORDAINED BY THE MAYOR AND COUNCIL OF THE CITY OF LIBERTY, SOUTH CAROLINA:

SECTION 1. In accordance with Section 2-48 of The Code of the City of Liberty, South Carolina, there is hereby adopted for the fiscal period July 1, 2024, to June 30, 2025, an operating budget for the City of Liberty, South Carolina, based on budget estimates of various funds as prepared by the City Administrator and incorporated into the FY 2024-2025 Budget, and as indicated in the attached schedule.

SECTION 2. The total revenues and expenditures for the fiscal period are estimated as follows:

Fund	Revenues	Expenditures	Surplus (Deficit)	Millage Rate
General Fund	\$ 2,790,455	\$ 2,790,455	\$ -	96.9 mils
Utility Fund	\$ 1,900,960	\$ 1,806,075	\$ 94,885	NA
Hospitality Fund	\$ 142,000	\$ 128,006	\$ 13,994	NA
Victims Fund	\$ 8,654	\$ 8,654	\$ -	NA
Note: Current millage rate is 93.1 mils.				

SECTION 3. Within each fund, the City Administrator shall have the authority to transfer appropriated funds within any of the designated expenditure categories, and such transfers shall be entered on the books of account of the City.

SECTION 4. A copy of the budget containing detailed schedules which support the appropriations set forth in Section 2, above, shall be maintained as an official record in the office of the City Administrator.

SECTION 5. The sums appropriated and set forth in the detailed schedules for personnel services shall be paid in accordance with the current pay plan, or as shown in the budget for those positions not classified under the pay plan.

SECTION 6. All sums received by the City of Liberty from any source whatsoever, unless by law designated for some special fund or purpose, may be used in meeting disbursements from the General Fund, as described in Section 2, above.

SECTION 7. The City Administrator is authorized to inform the County Tax Collector, or such other officer of the County as may be appropriate, to levy such ad valorem millage as will be reasonable and appropriate to raise the ad valorem revenue reflected in the approved budget, provided such millage does not exceed the amount allowed by South Carolina Section 6-1-320 "Millage Rate Increase Limitations; Exceptions".

SECTION 8. Schedule of Water & Sewer Charges

Water & Sewer Base Rate & Usage Charges—3/4" Meter (Primarily Residential)

¾" Meter	Inside City	Outside City
Water Base Rate—up to 2000 Gallons	\$22.35 per month	\$33.62 per month
Sewer Base Rate—up to 2000 Gallons	\$25.75 per month	\$38.95 per month
Water & Sewer Base Rate up to 2000 gallons	\$48.10 per month	\$72.57 per month
Water—Additional 1000 Gallon Units	\$5.49 per unit	\$8.21 per unit
Sewer—Additional 1000 Gallon Units	\$10.37 per unit	\$16.38 per unit

Water Base Rate & Usage Charges (larger than ¾" Meter)

Meter Size	Inside City	Outside City
1" Meter—up to 3,000 Gallons	\$31.49 per month	\$59.70 per month
1 ½" Meter—up to 5,000 Gallons	\$52.06 per month	\$101.27 per month
2" Meter—up to 15,000 Gallons	\$131.53 per month	\$271.19 per month
3" Meter—up to 50,000 Gallons	\$273.59 per month	\$572.59 per month
4" Meter—up to 150,000 Gallons	\$667.62 per month	\$1,416.68 per month
6" Meter—up to 250,000 Gallons	\$990.22 per month	\$2,092.49 per month
8" Meter—up to 400,000 Gallons	\$1,584.35 per month	\$3,347.97 per month
Irrigation Meter—no base charge	\$5.49 per unit	\$8.21 per unit
Water—Additional 1000 Gallon Units	\$5.49 per unit	\$8.21 per unit

Sewer—Commercial Base Rate & Usage Charges

Meter Size	Inside City	Outside City
Commercial—up to 2000 Gallons	\$29.46 per month	\$47.73 per month
Sewer—Additional 1000 Gallon Units	\$10.37 per unit	\$17.06 per unit

Water & Sewer Tap Fees (Includes Service, Irrigation & Fire Lines)

	Inside City	Outside City
Water Tap Fee 5/8" x 3/4"	\$2,000	\$3,000
Water Tap Fee 1"	\$2,500	\$3,500
Water Tap Fee 2"	***	***
Water Tap Fee 3" or Above	***	***
Sewer Tap Fee 4"	\$2,000	\$3,000
Sewer Tap Fee Over 4"	***	***

* Customer is responsible for material & labor costs and tap must be performed under the City's supervision

** When feasible for City to provide sewer outside the city limits

*** Case-by-case bases determined by the city engineer (Rosier) cost estimate for each request.

Miscellaneous Water & Sewer Fees—All Customers (Inside & Outside City)

Deposit--Property Owner	N/A
Deposit--Renter (applied/refunded when deactivated)	\$100.00
Connection (establishing account)	\$35.00
Disconnect Fee (applied once cutoff list is created & subject to cutoff)	\$40.00
Transfer Service Fee (within our service area)	\$35.00
Cleaning (5 day minimum)	\$5.00 per day
Late Penalty	10% per month
Non-Sufficient Check or Bank Draft Fee	\$30.00
Meter Testing (refunded if meter is defective)	\$50.00/\$82.50
Moving Meter for Customer	City's cost / +65%
Meter Tampering Fee	\$150.00/ \$247.50
Meter Damage Fee	Cost of repair or replacement/ +65%
Cramer-Roper Fee (per meter unit)	\$3.10 per month
Sewer Maintenance Fee (per meter unit)	\$2.50 per month
Bulk Water Sales (1000-gallon units)	\$8.21 per unit
Credit Card convenience fee	3% per transaction

SECTION 9. Schedule of Solid Waste Fees

Residential Solid Waste Charges

	Inside City	Outside City (1)
Weekly Trash Pickup	\$15.00 per month	\$23.76 per month
Additional Residential Cart Fee-limit 1	\$11.50 per month	\$19.76 per month
Bulk Items (Brush & Brown Goods) (2)	\$2.50 per month	N/A

(1) New outside-the-city trash customers must be pre-approved by the City Administrator based on the proximity of current customers and the availability of staff & resources.

(2) Bulk Item fee will be charged to all customers within the city that are charged the weekly trash pickup fee. See Ordinance 2019-13 for services & limitations of bulk item pickups.

Business/Commercial Solid Waste Charges (Inside the City Only)

	Inside City Only
Bagged Trash—up to 3 pickups a week	\$23.76 per month
Additional Commercial Cart Fee	\$19.76 per month
Extra Large Dumpster--1 pickup a week	\$75.60 per month
Extra Large Dumpster--2 pickups a week	\$151.20 per month
Extra Large Dumpster--3 pickups a week	\$226.80 per month
Extra Large Dumpster--4 pickups a week	\$302.40 per month
Large Dumpster--1 pickup a week	\$64.80 per month
Large Dumpster--2 pickups a week	\$129.60 per month
Large Dumpster--3 pickups a week	\$194.40 per month
Large Dumpster--4 pickups a week	\$259.20 per month
Medium Dumpster--1 pickup a week	\$54 per month
Medium Dumpster--2 pickups a week	\$108 per month
Medium Dumpster--3 pickups a week	\$162 per month
Medium Dumpster--4 pickups a week	\$216 per month
Small Dumpster--1 pickup a week	\$43.20 per month
Small Dumpster--2 pickups a week	\$86.40 per month
Small Dumpster--3 pickups a week	\$129.60 per month
Small Dumpster--4 pickups a week	\$172.80 per month

Notes: (1) Should the cost of fuel increase over \$3.00 per gallon, the City reserves the right to add a fuel surcharge to the monthly fee to recover the additional cost of the expense of providing this service (applies to both residential & business/commercial customers); (2) To minimize unpleasant odors, restaurants need to have a minimum of 3 trash pickups a week during the months of May through September.

SECTION 10. Schedule of Recreation Fees (rental fees may be waived for non-profit organizations when the public benefit outweighs the fee as determined by the City)

Sports Fees

Sport	Fee
Youth Baseball/Tee-ball/Softball	\$80.00
Youth Basketball	\$80.00
Youth Cheerleading-Spirit	\$40.00
Youth Cheerleading-Spirit Uniform	\$125.00
Youth Cheerleading- Competitive	\$40.00
Youth Cheerleading- Competitive Uniform	\$205.00
Youth Tackle Football	\$85.00
Youth Flag Football	\$80.00
Youth Volleyball	\$80.00
Youth Soccer	\$80.00
Adult Co-ed Volleyball	\$30.00
Adult Co-ed Softball	\$30.00
Adult Co-ed Basketball	\$30.00

Facility Rental Fees

Facility	1st Hour Rate	Add'l Hours	Lights	Cleaning Fee
Football Stadium	\$200	\$50	\$75	\$75
Woodside Ballpark	\$200	\$50	\$75	\$75
City Gym	\$50	\$25	\$25	\$25
Mills Ave Gym	\$50	\$25	\$25	\$25
Water Tower	\$100	\$50	N/A	\$10
Morris Field	\$100	\$50	\$75	\$10
Islen Field	\$100	\$50	\$75	\$10
Freedom Park Field	\$75	\$25	\$75	\$10
Freedom Park Small Gazebo	\$20	\$10	N/A	\$5
Freedom Park Large Gazebo	\$30	\$10	N/A	\$5
Rosewood Parking Lot	\$25	\$25	N/A	\$5
Football Stadium Parking Lot	\$25	\$25	N/A	\$5
Mills Ave Gym Parking Lot	\$25	\$25	N/A	\$5
City Gym Parking Lot	\$25	\$25	N/A	\$5

SECTION 11. Schedule of Planning, Zoning & Building Fees:

Signs

Type	Fee
Grand Opening Temporary Sign	\$0 for 60 days for grand openings
Temporary Sign	\$10
Permanent Sign/ Application	\$25

Planning & Zoning Fees

Type	Fee
Certificate of Zoning Compliance	\$25
Zoning Appeal	\$50
Zoning Variance	\$50
Rezoning Request	\$50

Building Permit Fees

Building Valuation	Fee
\$50,000 or less	\$100 for the first \$5,000 plus \$7 for each additional \$1,000 units (or fraction thereof)
\$50,001 to \$100,000	\$365 for the first \$50,000 plus \$6 for each additional \$1,000 units (or fraction thereof)
\$100,001 to \$500,000	\$665 for the first \$100,000 plus \$5 for each additional \$1,000 units (or fraction thereof)
\$500,001 and up	\$2,665 for the first \$500,000 plus \$4 for each additional \$1,000 units (or fraction thereof)

Building Miscellaneous Fees

Type	Fee
Grading Permit— less than ½ acre	\$50
Grading Permit— ½ acre to less than 2 acres	\$150
Grading Permit— 2 acres to less than 5 acres	\$150
Grading Permit— 5 acres or more	\$400 plus \$20 for each additional acre
Demolition Permit	\$150 per structure or \$150 plus an additional \$50 per unit or utility tap for multi-unit complexes or structures which is greater
Moving (moving building or structure outside of jurisdiction)	\$150
Home Occupation Permit	\$75
Reinspection Fee (Reinspection is defined as any trip made in addition to those specifically named on the permit job card or any trip made as the result of condemned or disapproved work, calling for inspections prior to the work being ready for inspection, and additional trips made because access to the structure was not provided. Fee must be paid prior to reinspection)	\$50 per reinspection
Failure to Appear or Cancel Inspection	\$50
Commencing work on a building, structure, electrical, gas, mechanical or plumbing system before obtaining the necessary permit	Respective fee is doubled

Plan Review Fees (are in addition to the Building Permit Fee)

Single Family & Duplex Residential Units--Not Part of Group Development	Fee
Up to 2400 square feet of total floor area	\$75
2401 - 4800 square feet of total floor area	\$150
4801 - unlimited square feet of total floor area	\$250
Single Family & Duplex Residential Units--Part of Group Development	100% of the Permit Fee
Non-Residential & Multi-Family Properties	100% in addition of the Permit Fee
Alterations, Additions, and/or Accessory Buildings	100% in addition of the Permit Fee
Projects That Exceed 2 Resubmissions of Revised Plans—Each Submission Will Be Assessed	100% in addition of the Permit Fee

SECTION 12. Nuisance Abatement Fees.

Nuisance Abatement Fees*

Type	Admin Fee	Abatement Fee
Tall & overgrown grass & vegetation—each abatement	\$100	Cost of abatement
Litter (Defined in Section 729)—each abatement	\$100	Cost of abatement
Unsafe or Dangerous Structures—each abatement	\$250	Cost of abatement
Property Maintenance Code Violations (includes securing building)—each abatement	\$100	Cost of abatement
Other Nuisance Items—each abatement	\$100	Cost of abatement
Late Penalty, Once Invoiced	5% Per Month	

* When the City abates a nuisance condition, charge both the Admin Fee and the Abatement Fee

**Calculated from national published actuary tables

SECTION 13. Freedom of Information Act (FOIA) Public Records Request

FOIA Fees

Type	Rate
Search/retrieval time (per hour)	\$14-35
Paper copies on Copier (each page) *	\$.10
Other paper copies via an outside source	Actual cost
Create an electronic copy (per hour, if agreed upon by City)	\$14-20
CD/DVD (each)	\$1
Flash Drive/External Drive	Actual Cost

* No charge when there are ten copies or less

SECTION 14. Miscellaneous Fees

Miscellaneous Fees

Type	Rate
Payment via Credit/Debit Card Charge for Business License/ Hospitality Taxes & Planning/Zoning/Building Fees	3% convenience fee

SECTION 15. Business License Tax

For business license tax rates, see Ordinance 2019-14, Ordinance 2019-15, Ordinance 2019-16, Ordinance 2021-13, and Ordinance 2023-11.

SECTION 16. The City Administrator shall administer the budget and may authorize the transfer of appropriated funds within and between departments as necessary to achieve the goals of the budget as established by City Council.

Section 17. If for any reason any sentence, clause or provision of this ordinance shall be declared invalid, such shall not affect the remaining provisions thereof. All ordinances or parts of ordinances inconsistent or in conflict with the provisions of this ordinance are hereby repealed to the extent of conflict or inconsistency.

SECTION 18. This Ordinance shall become effective upon the date of passage, designated as Ordinance No. 2024-xx.

DONE, RATIFIED, AND PASSED this 18th Day of June 2024.

ATTEST:

Public Notice: 5/21/2024

Public Hearing: 6/4/2024

First Reading: 6/4/2024

Second Reading: 6/10/2024

Erica Romo Woods, Mayor

ATTEST:

Bailee Locke, Municipal Clerk

Millage Rates 2018 - Proposed Budget



Year	Millage
2018	84.3
2019	79.8
2020	85.2
2021	86.2
2022	86.2
2023	93.1
2024	96.9


Inside City Limit Trash Pickup Rate 2018 - Proposed Budget



	Trash Pick-up
2018	\$ 11.00
2019	\$ 11.00
2020	\$ 11.00
2021	\$ 11.00
2022	\$ 11.00
2023	\$ 11.00
2024	\$ 15.00

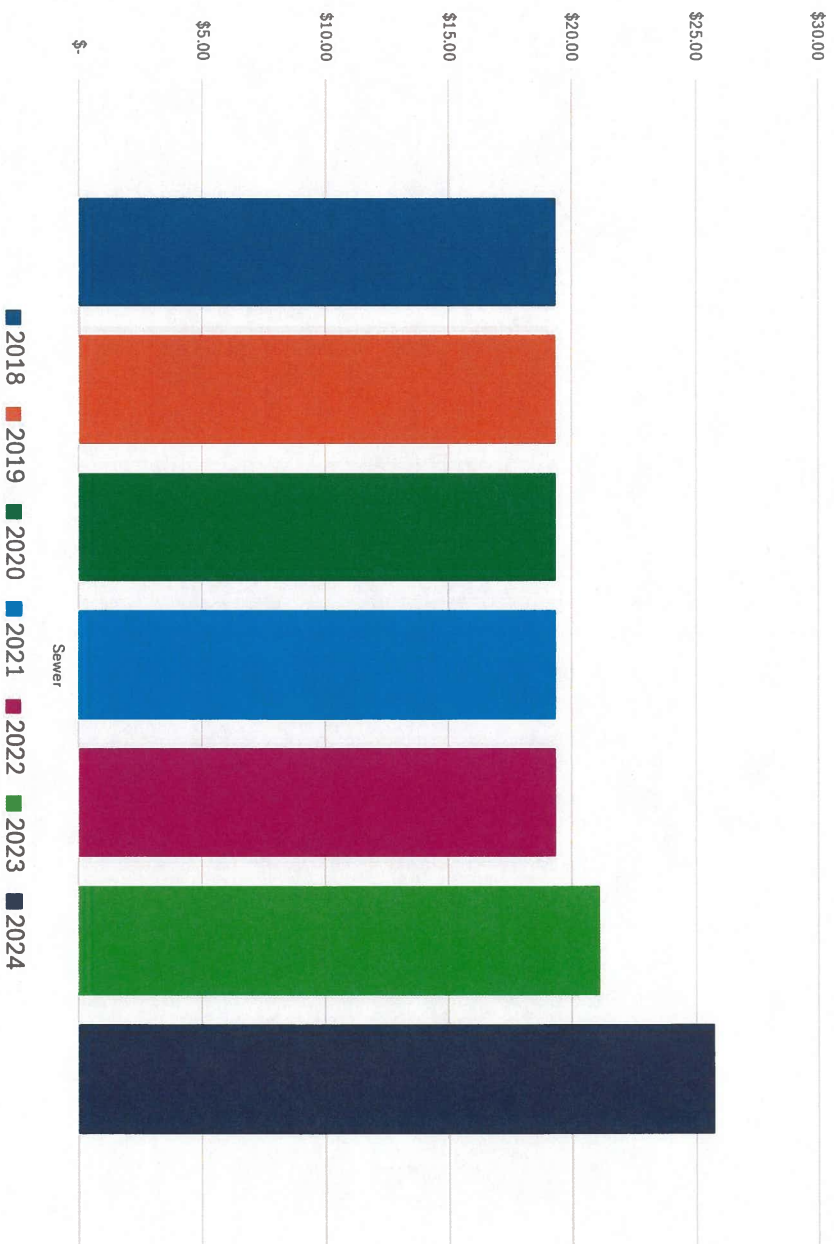
Inside City Limit Water Rate 2018 - Proposed Budget

Water	
2018	\$ 16.52
2019	\$ 16.52
2020	\$ 16.52
2021	\$ 16.52
2022	\$ 16.52
2023	\$ 17.35
2024	\$ 22.35



Inside City Limit Sewer Rate 2018 - Proposed Budget

	Sewer
2018	\$ 19.34
2019	\$ 19.34
2020	\$ 19.34
2021	\$ 19.34
2022	\$ 19.34
2023	\$ 21.10
2024	\$ 25.75



Outside City Limit Trash Pick-Up Rate 2018 - Proposed Budget



Year	Trash pick-up Rate
2018	\$ 18.00
2019	\$ 18.00
2020	\$ 18.00
2021	\$ 18.00
2022	\$ 18.00
2023	\$ 18.00
2024	\$ 22.00

Outside City Limit Water Rate 2018 - Proposed Budget




Water	
2018	\$ 22.56
2019	\$ 22.56
2020	\$ 22.56
2021	\$ 22.56
2022	\$ 22.56
2023	\$ 28.62
2024	\$ 33.62

■ 2018
 ■ 2019
 ■ 2020
 ■ 2021
 ■ 2022
 ■ 2023
 ■ 2024

Outside City Limit Sewer Rate 2018 - Proposed Budget

	Sewer
2018	\$ 25.00
2019	\$ 25.00
2020	\$ 25.00
2021	\$ 25.00
2022	\$ 25.00
2023	\$ 34.82
2024	\$ 39.82



PICKENS COUNTY

SOUTH CAROLINA

OFFICE (864) 898-5895

CLEMSON (864) 868-9207

FAX (864) 898-5846

EMAIL: BRENTS@CO.PICKENS.SC.US



COUNTY AUDITOR

R. BRENT SUDDETH

222 MCDANIEL AVE B-7

PICKENS, SC 29671

2023 MILLAGE RATES

COUNTY OPERATIONS	63.7	
COUNTY FIRE	23.0	
COUNTY BONDS	2.8	
COUNTY SEWER	<u>1.1</u>	
TOTAL COUNTY	90.6	TAX CREDIT .001350

SCHOOL OPERATIONS	110.0
SCHOOL BONDS	54.0
TRI-COUNTY TECH	2.4
PICKENS COUNTY LIBRARY	<u>5.1</u>
TOTAL SCHOOL	171.5

TOTAL COUNTY AND SCHOOL 262.1 (Liberty and Six Mile subtract 1.1 =261.0) (No Sewer)
 (All other cities subtract 24.1 = 238.0) (No Sewer or County Fire)

HOMESTEAD EXEMPTION (\$50,000) \$304.20

<u>DISTRICT</u>	<u>MUNICIPALITY</u>	<u>MILLS</u>	
1	EASLEY	69.5	TAX CREDIT .002046
2	LIBERTY	93.1	TAX CREDIT .002887
3	NORRIS	70.8	TAX CREDIT .002860
4	CENTRAL	82.4	TAX CREDIT .003817
5	CLEMSON	92.0	TAX CREDIT .001409
6	SIX MILE	31.1	TAX CREDIT .003801
7	PICKENS	86.3	TAX CREDIT .003211

<u>DISTRICT</u>	<u>LOCATION</u>	<u>SPECIAL PURPOSE TAX DISTRICT MILLS</u>
G	GEORGES CREEK	0.5
W	OOLENOY	1.9
SE	SEDGEWOOD	7.0

SEE ATTACHED FIRE FEE CHART

<u>CITY FIRE FEE AMOUNT</u>	
CITY OF PICKENS	\$125.00

City of Liberty
Analysis of Residential Trash Pick Up Costs
Insourcing vs Outsourcing

Insourcing Costs:

Employee Costs

4 employees at \$50,000 each per year, includes salaries and benefits	\$ 200,000
Workers Comp Insurance	<u>\$ 2,000</u>
	\$ 202,000

Truck Operating Costs

\$300,000 truck depreciated over 10 years	\$ 30,000
Truck Fuel	\$ 20,000
Truck Maintenance	\$ 10,000
Truck Insurance	<u>\$ 5,000</u>
	\$ 65,000

Total Insourcing Costs **\$ 267,000**

Total Outsourcing Costs - Meridian at \$17,000 per month **\$ 204,000**

Insourcing vs Outsourcing **\$ (63,000)**

Summary:

It would cost the City approximately \$63,000 more annually to run its own residential trash pick program versus continuing to outsource residential trash pick up to Meridian.

Question on Other Revenue

Donna Perry <dhperrycpa@gmail.com>

Wed 5/8/2024 3:15 PM

To: Philip Trotter <ptrotter@libertysc.com>

During last night's budget presentation, Daniel asked a question on Other Revenue on Slide 8. The slide shows \$116,219 for Other Revenue for FY 22/23 Actual . For FY 24/25 Budget we are projecting only \$35,300 of Other Revenue.

The \$116,219 Other Revenue from FY 22/23 actual includes \$72,023 from the General Fund's Miscellaneous Revenue account. Unfortunately, I do not have a way to go back to see the details of this in Tyler.

The FY 24/25 budget includes \$12,300 for cell tower rent and \$23,000 for a SCMIT/SCMIRF refund. These total \$35,300.

Let me know if you have any questions on this.

Donna

Donna H. Perry, CPA
DP Squared Accounting
(864) 670-0251

Additional Rate Comparisons

City	Inside Residential Base	Our Residential Base	Trash
Pickens	27.50	40.00	17.00
Clemson	12.88	19.32	15.00
Central	8.00	10.35	13.65
Walhalla	18.00	35.00	16.50
Westminster	12.70	24.71	20.29
Abbeville	14.63	26.35	18.30
Camden	20.95	37.67	21.00
Easley Combined	11.11	16.67	N/A

2023
(current millage rate)

Market Value of Home: \$125,000

Current Rate $\$125,000 \times .04 = \$5,000.00$ **Legal Residence Exemption**

$\$5,000 \times .0931 = \465.50

$\$125,000 \times .002887 = \360.87

Local Option Sales Tax Factor
 $\$465.50 - \$360.87 = \$104.68$

2024
(Proposed millage rate)

Market Value of Home : \$125,000

Proposed Rate $\$125,000 \times .04 = \$5,000.00$ **Legal Residence Exemption**

$\$5,000 \times .0969 = \484.50

$\$125,000 \times .002887 = \360.87

Local Option Sales Tax Factor
 $\$484.50 - \$360.87 = \$123.63$

²⁰²⁴
 $\$123.63 - \$104.68 =$

\$18.95 DIFFERENCE

*EXACT TOTALS MAY VARY.

2023
(current millage rate)

Market Value of Home: \$175,000

Current Rate $\$175,000 \times .04 = \$7,000.00$ **Legal Residence Exemption**

$\$7,000 \times .0931 = \651.70

$\$175,000 \times .002887 = \505.22

Local Option Sales Tax Factor
 $\$651.70 - \$505.22 = \$146.48$

2024
(Proposed millage rate)

Market Value of Home: \$175,000

Proposed Rate $\$175,000 \times .04 = \$7,000.00$ **Legal Residence Exemption**

$\$7,000 \times .0969 = \678.30

$\$175,000 \times .002887 = \505.22

Local Option Sales Tax Factor
 $\$678.30 - \$505.22 = \$173.08$

$\overset{2024}{\$173.08} - \overset{2023}{\$146.48} =$

\$26.60 DIFFERENCE

*EXACT TOTALS MAY VARY.

2023
(current millage rate)

Market Value of Home: \$250,000



2024
(Proposed millage rate)

Market Value of Home: \$250,000



²⁰²⁴
 $\$247.25 -$ ²⁰²³
 $\$209.25 =$

\$38.00 DIFFERENCE

*EXACT TOTALS MAY VARY.

